

SUPPORTING UNDERSERVED STUDENTS BUILDING COLLEGE PATHWAYS

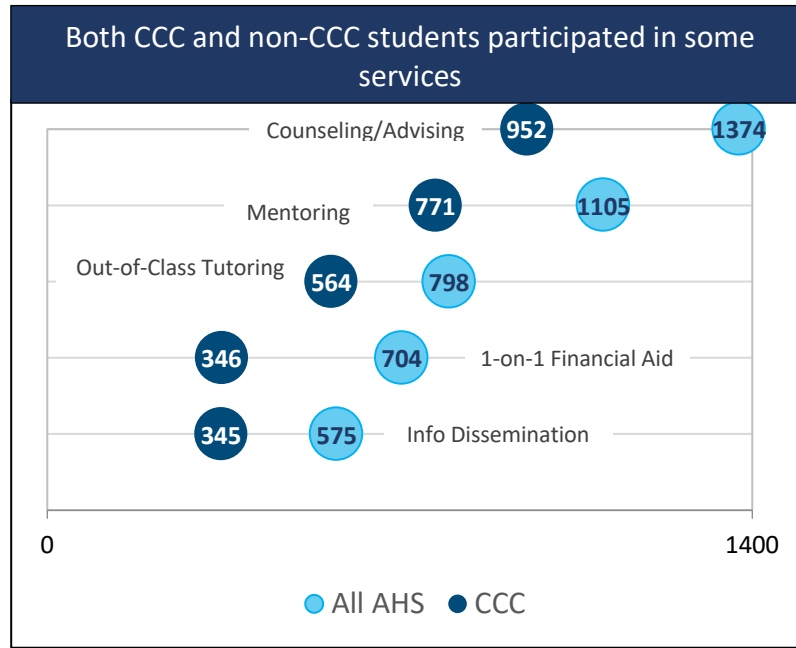
Aptos High School: EPC College and Career Center (CCC) Services 2018-19

CCC students took part in **6,601** hours of services. **AHS** students took part in **8,961** hours of services.

CCC students participation in total hours

- Financial Aid Workshops (346)
- Recruitment (322)
- College Visits (250)
- Family Cultural Events (213)
- Four-year Plan Meetings (193)
- Test-prep Workshops (126)
- Summer Programs (81)
- Educational Field Trips (79)

Non-CCC students only participated in these activities for a nominal amount of time.



Average hours CCC students spent in services

College Visits	5.2
Summer Programs	4.0
Counseling/Advising	2.4
Educational Field Trips	1.8
Mentoring	1.3
Test-prep Workshops	1.2
Out-of-Class Tutoring	1.2
Financial Aid Application	0.9
Financial Aid Workshops	0.7
Info Dissemination	0.4
Family Cultural Events	0.4
Workshops	0.4

Non-CCC students spent similar average times in services.

978 CCC students took part services. **1,408** PVUSD students took part in services.

DEFINITIONS: College and Career Center (CCC) students are students who have turned in an Access Program application. AHS students are all Aptos High School students, whether or not they have turned in an application. Non-CCC students are Aptos High School students who have not turned in an application.



CCC demographics: **75% Latinx, 76% FRPM, 14% LEP**
 AHS demographics: **42% Latinx, 42% FRPM, 9% LEP**

Free and reduced price meal (FRPM) Limited English Proficiency (LEP)


CCC Parent Participation in Services:

68 CCC parents averaged 0.5 hours in IAP meetings.
38 CCC parents averaged 1.3 hours in workshops.
22 CCC parents averaged 0.7 hours in group financial aid.
21 CCC parents averaged 1.0 hour in family academic events.
15 CCC parents averaged 1.5 hours in college visits.
7 CCC parents averaged 1.2 hours in group counseling/advising.
5 CCC parents averaged 0.5 hours in family cultural events.

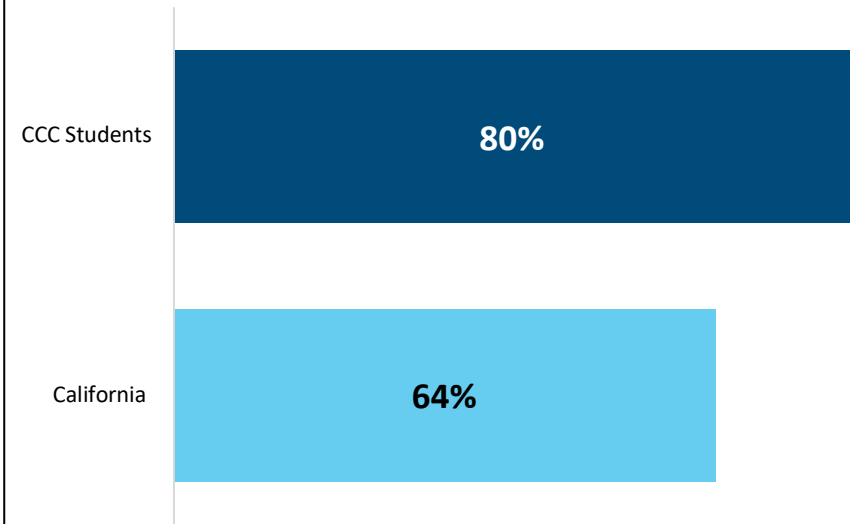
Few non-CCC parents participated in services.

CCC STUDENTS OUTPERFORMED THEIR AHS PEERS AND CALIFORNIA STUDENTS

While **52%** of CCC students **completed** their **A-G** requirements **51%** of all AHS seniors did



80% of CCC students **enrolled in college** versus **64%** of students statewide



2019 CCC student enrollment data. 2018 California state enrollment data (last available year).