

# Seaside High School GEAR UP Services 2018-19

## UC Santa Cruz Educational Partnership Center

### Participation

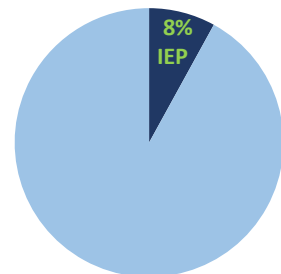
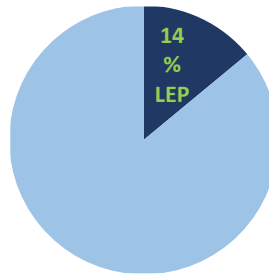
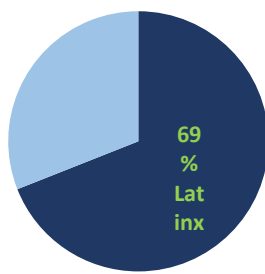
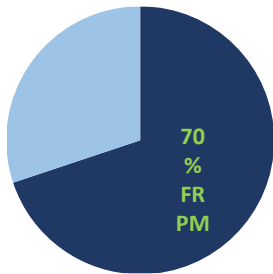
**590** students actively participated in a GEAR UP activity.

**335** students had a parent, guardian or family member participate in a GEAR UP activity.

**20** educators participated in GU sponsored professional development.

All numbers are unduplicated.

### Student Demographics



Free or Reduced Priced-Meals (FRPM), Limited English Proficiency (LEP), Individualized Education Plan (IEP)

### Services

#### QUESTIONS TO CONSIDER:

- WHAT DO THESE DATA TELL YOU?
- DOES ANYTHING SURPRISE YOU ABOUT THESE DATA?
- WHAT FACTORS MAY EXPLAIN SOME OF THE TRENDS WE ARE SEEING?
- ARE SERVICES REACHING ENOUGH STUDENTS/FAMILIES?
- ARE SERVICES OF SUFFICIENT DEPTH TO IMPACT STUDENTS/FAMILIES?
- DOES THIS LEAD TO ANY NEW QUESTIONS?

#### Student Services

**548** students averaged **2.8** hours in counseling/advising.

**532** students averaged **5.2** hours in workshops.

**518** students averaged **0.9** hours in family cultural events.

**504** students averaged **1.3** hours in mentoring.

**499** students averaged **10.9** hours in supportive services.

**494** students averaged **0.4** hours in financial aid counseling.

**288** students averaged **24.0** hours in summer programs.

#### Family Services

**331** family members averaged **1.2** hours in advising.

**104** family members averaged **4.1** hours in workshops.

**103** family members averaged **0.5** hours in information dissemination.

**103** family members averaged **0.8** hours in recruitment.

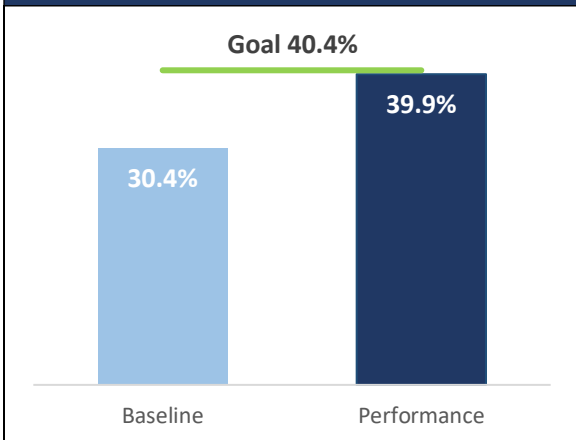
**34** family members averaged **1.6** hours in family events.

**12** family members averaged **20.9** hours in college visits.

# Seaside High School GEAR UP Services 2018-19

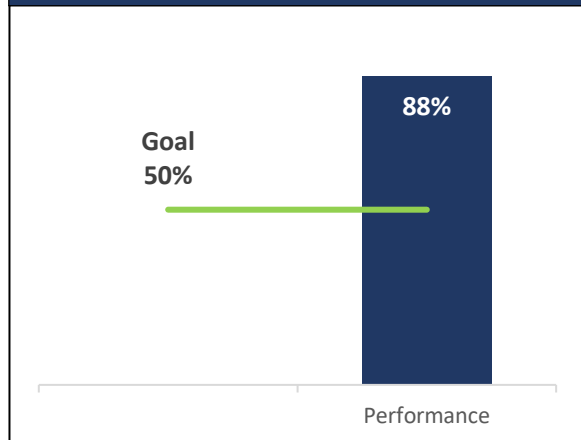
## UC Santa Cruz Educational Partnership Center

Students failed to meet the UC GPA eligibility goal by .5 percentage points



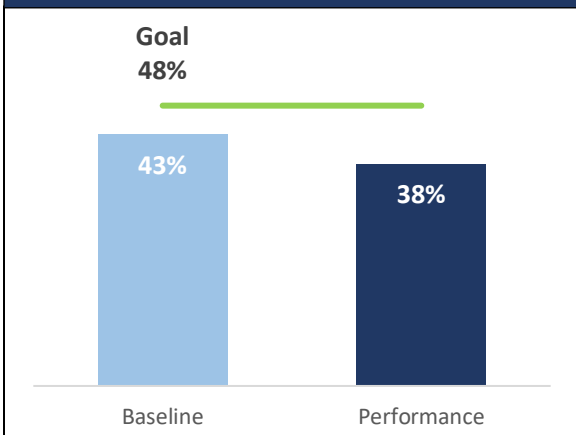
Increase the percentage of students having an unweighted grade point average (GPA) of at least 3.0 on a 4-point scale by the end of 11th grade by 10 points over baseline.

Students exceeded the PSAT goal by 38 percentage points



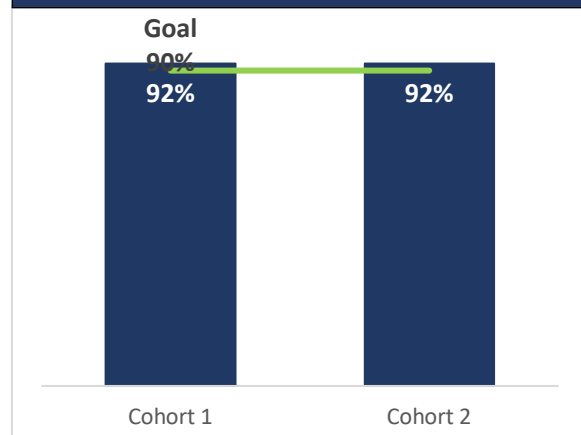
50% of students will take the PSAT by the end of 10th grade.

Students failed to meet the SAT/ACT goal by 10 percentage points



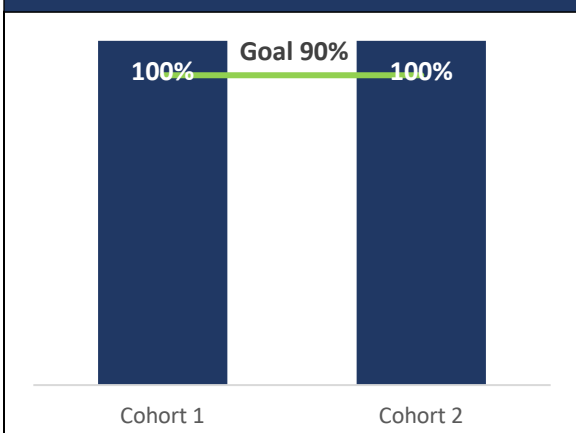
Increase the percentage of students taking SAT/ACT by the end of 11th grade by 5 points over baseline.

Students exceeded the ADA goal by 2 percentage points



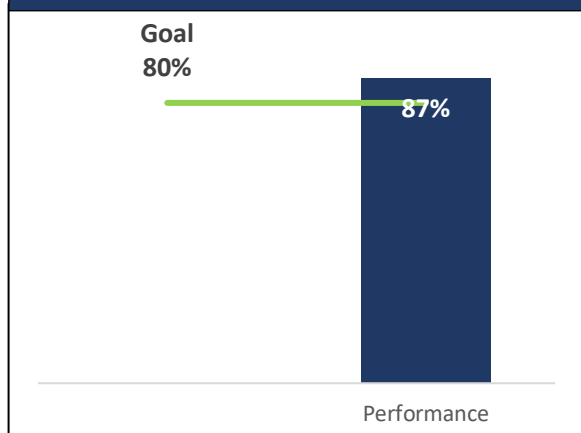
Starting in year 2, cohort students' average daily attendance (ADA) at each school will be at least 90%.

Students exceeded the promotion goal by 10 percentage points



Each year, at least 90% of high school students will be promoted to the next grade level on time.

Parents exceeded the knowledge goal by 7 percentage points



80% of parents graduating from the GU Parent Academy will demonstrate knowledge of college-going process.