

Marina High School GEAR UP Services 2018-19

UC Santa Cruz Educational Partnership Center

Participation

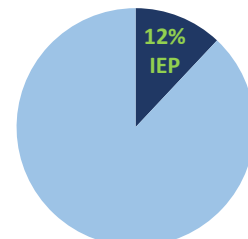
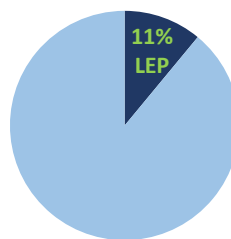
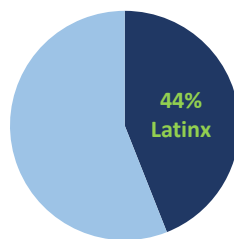
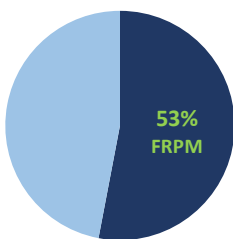
284 students actively participated in a GEAR UP activity.

145 students had a parent, guardian or family member participate in a GEAR UP activity.

13 educators participated in GU sponsored professional development.

All numbers are unduplicated.

Student Demographics



Free or Reduced Priced-Meals (FRPM), Limited English Proficiency (LEP), Individualized Education Plan (IEP)

Services

QUESTIONS TO CONSIDER:

- WHAT DO THESE DATA TELL YOU?
- DOES ANYTHING SURPRISE YOU ABOUT THESE DATA?
- WHAT FACTORS MAY EXPLAIN SOME OF THE TRENDS WE ARE SEEING?
- ARE SERVICES REACHING ENOUGH STUDENTS/FAMILIES?
- ARE SERVICES OF SUFFICIENT DEPTH TO IMPACT STUDENTS/FAMILIES?
- DOES THIS LEAD TO ANY NEW QUESTIONS?

Student Services

270 students averaged **1.1** hours in family cultural events.

261 students averaged **5.7** hours in counseling/advising.

255 students averaged **2.1** hours in mentoring.

244 students averaged **2.1** hours in workshops.

242 students averaged **0.3** hours in financial aid counseling.

184 students averaged **19.8** hours in supportive services.

139 students averaged **6.6** hours in educational field trips.

Family Services

129 family members averaged **1.0** hours in advising.

54 family members averaged **2.1** hours in workshops.

45 family members averaged **0.9** hours in recruitment.

34 family members averaged **1.3** hours in family events.

32 family members averaged **1.5** hours in information dissemination.

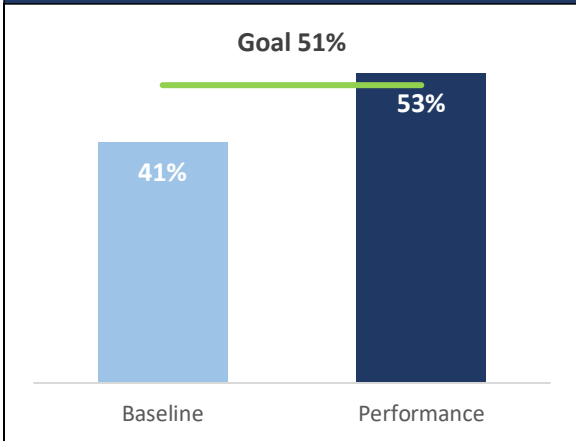
9 family members averaged **17.1** hours in college visits.

6 family members averaged **1.0** hours in summer programs.

Marina High School GEAR UP Services 2018-19

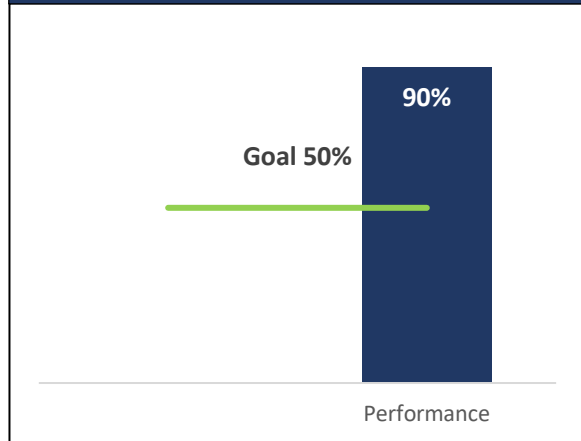
UC Santa Cruz Educational Partnership Center

Students exceeded the UC GPA eligibility goal by 2 percentage points



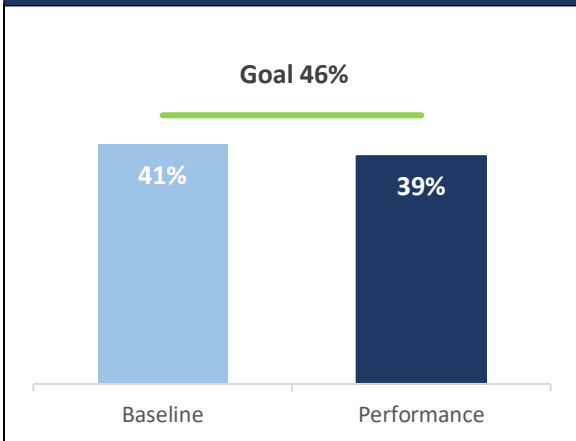
Increase the percentage of students having an unweighted grade point average (GPA) of at least 3.0 on a 4-point scale by the end of 11th grade by 10 points over baseline.

Students exceeded the PSAT goal by 40 percentage points



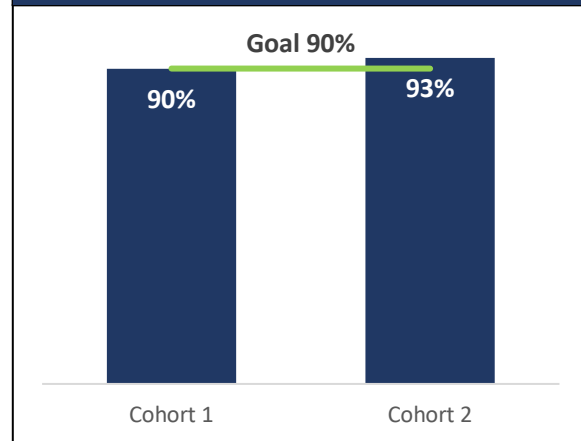
50% of students will take the PSAT by the end of 10th grade.

Students failed to meet the SAT/ACT goal by 7 percentage points



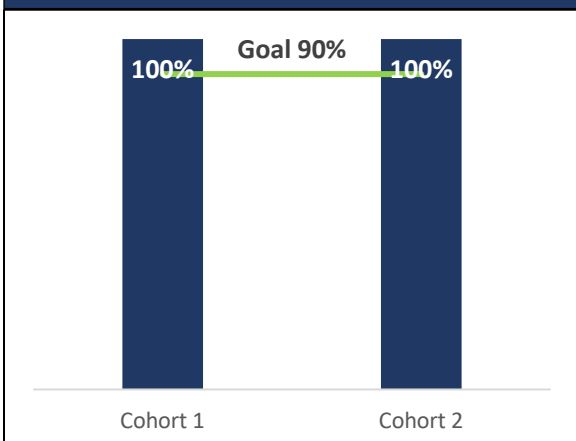
Increase the percentage of students taking SAT/ACT by the end of 11th grade by 5 points over baseline.

Students met or exceeded the average daily attendance goal



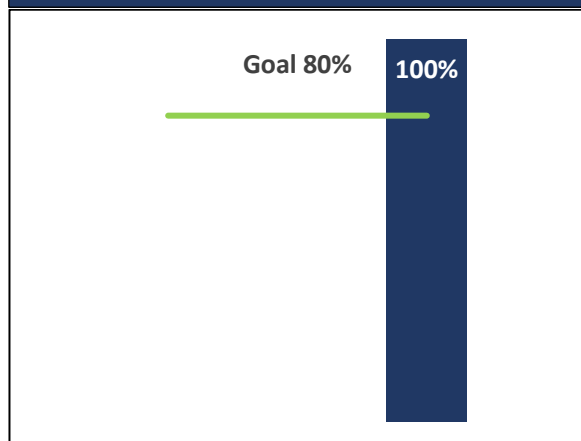
Starting in year 2, cohort students' average daily attendance (ADA) at each school will be at least 90%.

Students exceeded the promotion goal by 10 percentage points



Each year, at least 90% of high school students will be promoted to the next grade level on time.

Parents exceeded the knowledge goal by 20 percentage points



80% of parents graduating from the GU Parent Academy will demonstrate knowledge of college-going process.